



B/E Aerospace Routing Guidelines (Shipping Within and To/From U.S.) Update January 2014

Dear Valued Supplier:

We work closely with our suppliers to provide the most reliable products and services to our customers. FedEx[®] is the preferred carrier for all inbound small parcel and Less-than-Truckload (LTL) shipments to our facilities. This program includes domestic and international express (air), ground, and LTL freight shipments. It applies to all B/E Aerospace suppliers shipping within and to/from the U.S. to B/E Aerospace companies including those formerly known as:

- | | | |
|----------------------------------|--------------------------|----------------------|
| • Altis Aero Systems | • Interturbine | • Satair UK/France |
| • American Avionics Technologies | • JA Reinhardt | • Teklam Corporation |
| • BEA Logistics Svcs / Blue Dot | • LaSalle Electric | • Thompson/ADB |
| • Brazonics | • M&M Aerospace Hardware | • TSI Group |
| • CGR Technologies | • Macrolink | • UFC Aerospace |
| • Honeywell Consumables | • Sandy Bay Machine | • Woven Electronics |

Compliance

When shipping terms allow, B/E Aerospace will pay the transportation cost for packages and LTL shipments shipped to our facilities or drop-shipped at our request when these B/E Aerospace Routing Guidelines are followed. Prepaid and added freight costs for shipments that fall outside of these guidelines will **not** be paid by B/E Aerospace and will be the responsibility of the shipper. Any exception[®] to this policy requires site level Buyer approval prior to shipping. Additional fees associated with FedEx Ground[®] including weekly or single package On-Call pickup fees, where applicable, will be invoiced by FedEx to you. A complete list of fees can be found at fedex.com/us.

Domestic Service and Billing Option for Inbound Small Parcel Shipments

All small parcel non-palletized packages should be shipped via FedEx Ground and billed “**Collect**”. This includes non-palletized multiple piece shipments up to a total shipment weight of 250 pounds. Shipping labels must be created using an automated shipping platform such as fedex.com/us or your own automated shipping platform. Use of FedEx Priority Overnight[®] (or other Express service) requires authorization from your B/E Aerospace buyer before shipping.

Select COLLECT as the Bill transportation method (Authorized Ground Accounts Only). All of our facilities are set up to receive FedEx Ground Collect shipments.

The following references are required:

- Enter the B/E Aerospace **GL#** in the “Your/Customer reference” section.
- Enter the B/E Aerospace **PO#** the P.O. number field.

These B/E Aerospace references must appear on the shipping label all small parcel shipments.

[Above Screen shot from www.fedex.com/us]

[Above Screen shot from FedEx Ship Manager v2407]

Domestic Service and Billing Option for LTL Shipments

Refer to the Purchase Order for the required FedEx Freight® service level. If the LTL service level is not indicated on the Purchase Order then please contact the buyer. The desired service level (FedEx Freight® Priority or FedEx Freight® Economy) must be indicated on the Bill of Lading (BOL).

Shipments sent to a B/E Aerospace facility are to be billed "Collect". Authorized drop shipments to a non-B/E Aerospace address are to be billed "Third Party." The B/E Aerospace GL Number and Purchase Order (PO) or Sales Order (SO) number must appear on the BOL. The following address must be entered in the "Third Party Information" section on the BOL at fedex.com or in the "Bill Freight Charges To" section of a Uniform Straight BOL:

B/E AEROSPACE, INC., C/O CTSI
5100 POPLAR AVE., STE 1750
MEMPHIS, TN 38137
TEL: 901-766-1500

International Service and Billing Options

Refer to the International Sections of these B/E Aerospace Guidelines for service, carrier, and billing requirements.

Drop Shipments

If our order will be fulfilled as a "Drop Shipment" on our behalf, it is your responsibility to notify the Shipper about our transportation instructions.

Account Confidentiality

B/E Aerospace transportation billing information is confidential and should only be communicated for the limited purpose of preparing FedEx shipments under these instructions. Do not post this information online or make it generally available beyond what is required for your company to follow these instructions. B/E Aerospace billing accounts are monitored for abuse.


Shipping Questions/Concerns

These documents are provided to ensure your shipments comply with B/E Aerospace requirements. For questions about shipping with FedEx, US and Canadian shippers may call the FedEx Vendor Activation Desk at 1-866-883-9390 (toll-free) Monday through Friday, 8:00 am to 5:00 pm CST or call 1-800-Go-FedEx (1-800-463-3339) at any time. All origins can find information at fedex.com including local FedEx Customer Service numbers.

If you have questions regarding a specific order, contact the buyer who placed the order. You may also contact betransportation@beaerospace.com for questions regarding this update. Refer to our web portal at beaerospace.com/supplieraccess for the most up-to-date information.

B/E Aerospace looks forward to continue working together to achieve strategic business goals. We value you as a supplier and trust that this process will enhance our partnership. Thank you for your cooperation and support.

Regards,



Steve Francke
Transportation Manager,
Corporate Sourcing & Supply Chain
B/E Aerospace, Inc.

B/E Aerospace Routing Guidelines (Compliance Requirements)


Compliance with these Routing Guidelines is mandatory. This document supersedes all previous versions. If you fail to comply you may be responsible for any excess transportation related costs.

- These instructions apply to all shipments made within and to/from the U.S. to B/E Aerospace and its subsidiaries for which B/E Aerospace is responsible for the freight charges.
 - Freight charges prepaid and billed to B/E Aerospace will not be accept.
 - The following references are required for each shipment:
 - General Ledger Number (GL#) and Purchase Order Number (PO#); or
 - General Ledger Number (GL#) and Sales Order Number (SO#)(Contact your B/E Aerospace buyer if not provided on the purchase or sales order.)
 - DO NOT enter a Declared Value, Carriage Value or insure a shipment at B/E Aerospace's expense.
-


Contents

U.S. Domestic Small Parcel (Less than 150 pounds) Overview	4
U.S. Domestic Heavy Weight Freight (150 pounds or Greater) Overview	5
International Small Parcel (Shipping to and from North America) Overview	6
International Freight (Shipping to and from North America) Overview	7
International Paperwork Requirements	8
Contact Information	9
FedEx Ground Collect® Frequently Asked Questions	10
FedEx Freight® Frequently Asked Questions	12
Bill of Lading Requirements	13

U.S. Domestic Small Parcel (Less than 150 pounds) Overview

<p>SERVICE</p>	 <ul style="list-style-type: none"> ⇒ All small parcel shipments are to be sent via FedEx Ground <i>unless</i> instructed otherwise. ⇒ No approval required. ⇒ Approval required before shipping. ⇒ Shipments needing FedEx Express service must be authorized by buyer prior to shipping.
<p>PACKAGE WEIGHT & SIZE</p>	<ul style="list-style-type: none"> • Individual packages up to 150 pounds, 108” in length, 165” in length plus girth (L + 2H + 2W), do not palletized. • Multiple piece shipments with a total weight greater than 250 pounds must be shipped via FedEx Freight Less-than-Truckload (LTL). Contact the Buyer for instructions.
<p>PACKAGE/ SHIPMENT BILLING</p>	<ul style="list-style-type: none"> • Use the <i>COLLECT</i> billing method for all FedEx Ground packages shipped to a B/E Aerospace facility. • Use the <i>Bill Third Party</i> for FedEx Ground packages sent a non-B/E Aerospace facility. The 9-digit billing account number will be provided by the buyer or will be on the purchase order. • Use the <i>Bill Recipient</i> billing method for all FedEx Express packages shipped to B/E Aerospace facility. • Use the <i>Bill Third Party</i> billing method for FedEx Express shipped to a non-B/E Aerospace facility. The 9-digit billing account number will be provided by the buyer or will be on the purchase order.
<p>MANDATORY REFERENCE INFORMATION</p>	<ul style="list-style-type: none"> • The GL# must be entered in the Your reference / Customer reference field. Contact B/E Aerospace buyer if the GL# is not identified on the Purchase Order. • The PO# or SO # must appear in PO# field on the shipping label. <div data-bbox="738 1312 1104 1528" style="border: 1px solid black; padding: 5px; margin: 10px 0;"> <p>4. Billing Details Help Hide</p> <p>* Bill transportation to: Collect (Authorized Ground Accounts C)</p> <p>Your reference: Enter B/E Aerospace GL#</p> <p>More reference fields</p> <p>P.O. no.: Enter B/E Aerospace PO#</p> <p>Invoice no.: <input type="text"/></p> <p>Department no.: <input type="text"/></p> </div> <p>[Above Screen shot from www.fedex.com/us]</p> <div data-bbox="673 1606 1177 1753" style="border: 1px solid black; padding: 5px; margin: 10px 0;"> <p>Billing details</p> <p>Bill transportation to: 4 - COLLECT Acct #: <input type="text"/></p> <p>Department notes: <input type="text"/></p> <p>Customer reference: Enter B/E Aerospace GL# Add'l handling</p> <p>P.O. number: Enter B/E Aerospace PO#</p> </div> <p>[Above Screen shot from FedEx Ship Manager v2407]</p>

U.S. Domestic Heavy Weight Freight (150 pounds or Greater) Overview

<p>HEAVYWEIGHT AIR</p>	<p>KUEHNE+NAGEL</p> <ul style="list-style-type: none"> • Greater than 150 pounds aggregate weight, contact Kuehne + Nagel. • Can be tendered loose, palletized or oversized. • Refer to the Purchase Order for service level.
<p>LESS-THAN-TRUCKLOAD (LTL)</p>	<p>FedEx Freight®</p> <ul style="list-style-type: none"> ⇒ 150 – 10,000 pounds, use FedEx Freight. ⇒ Palletized and non-palletized freight. ⇒ Refer to the Purchase Order for service level (FedEx Freight Priority or FedEx Freight Economy). ⇒ Service <u>must</u> be indicated on the BOL or the shipment will default to FedEx Freight Priority. Be sure your shipment is compliant with the desired service.
<p>FULL TRUCKLOAD (FTL)</p>	<p>KUEHNE+NAGEL </p> <ul style="list-style-type: none"> • Greater than 10,000 pounds, ½ trailer to full truckload, use Kuehne + Nagel or Transgroup. • Contact B/E Aerospace buyer if carrier preference for shipment not identified. • Refer to the Purchase Order for service level.
<p>BILLING REQUIREMENT FOR ALL CARRIERS</p>	<ul style="list-style-type: none"> • Shipments to a B/E Aerospace facility: Bill Collect • Shipments to a non-B/E Aerospace facility: Bill Third Party <p>ALL Shipments: Indicate the following billing address on all transactions:</p> <p style="text-align: center;">B/E Aerospace, Inc. C/O CTSI 5100 Poplar Ave, Ste. 1750 Memphis, TN 37137 USA Tel: 901-766-1500</p>
<p>MANDATORY REQUIREMENT FOR ALL CARRIERS</p>	<ul style="list-style-type: none"> • GL# must appear in the Shipper# field or identified as “GL#” in the Special Instructions section on the BOL. • PO# or SO# must appear in the Purchase Order # field on the BOL.
<p>HAZARDOUS MATERIALS</p>	<ul style="list-style-type: none"> • Hazardous materials must ship in accordance with the United States Code of Federal Regulations, Title 49, Part 173.1, or as required by carrier.
<p>DECLARED VALUE</p>	<ul style="list-style-type: none"> • Do not use Declared Value or any other package/shipment insurance. Fees associated with these services will not be paid unless prior approval is given by the B/E Aerospace buyer.

International Small Parcel (Shipping to and from North America) Overview

[Screen shots from www.fedex.com using United States to United Kingdom]



1 Enter shipping information

Section 1 – From Sender Information

Section 2 - To Recipient Information

Enter the International Recipient information by

- Selecting the destination country using the down arrow icon next to the Country/Location field
- Enter the complete Recipient Address and Contact Information

Section 3 – Package & Shipment Details

Enter the shipment characteristics using the appropriate options

- Service Type – **International Priority or International Economy**
- Package Type - **Your Packaging**
- Shipment Weight - (**up to 150lbs or 68 kg**)
- Enter Dimensions – **Length, Width, Height**
 - Maximum Length – (**108 inches or 274 centimeters**)
 - Maximum Dimensions (130 inches or 330 cm) Length plus Girth [Girth = 2 times Width + 2 times Height]
- Carriage Value in **US Dollars or destination country currency (do not utilize)**
- Shipment Purpose - **Commercial**
- Total Customs value in **US Dollars or destination country currency (required)**

Section 4 – Billing Details

- Bill transportation to - select **Third Party**
 - o Enter FedEx Account # (**9-digit B/E Aerospace Acct #**)
- Bill Duties/taxes/fees to - select **Third Party**
 - o Enter FedEx Account # (**9-digit B/E Aerospace Acct #**)
- Enter **B/E Aerospace GL#** in the "Your reference" field
- Enter **B/E Aerospace PO#** in the "P.O. no." field
- E-mail Notifications - Select email notification options and enter additional e-mail addresses as required or requested

Section 5 – Continue your shipment

- Select the **Save for later** option if you need to complete the shipment later
- Select the **Continue** option to enter Product/Commodities Information

2 Product/Commodity Information

Section 6 – Commodity Information

- Select **Add new commodity**, under the "Select or create" field
- Enter the required information for **each** commodity in the shipment
 - Commodity description - **as detailed as possible**
 - Unit of measure
 - Quantity – per unit of measure
 - Commodity weight (as measured)
 - Customs value (as measured)
 - Country of manufacture
 - Harmonized code
- After entering required fields, select the **Add this commodity** button.

Section 7 – Customs Documentation

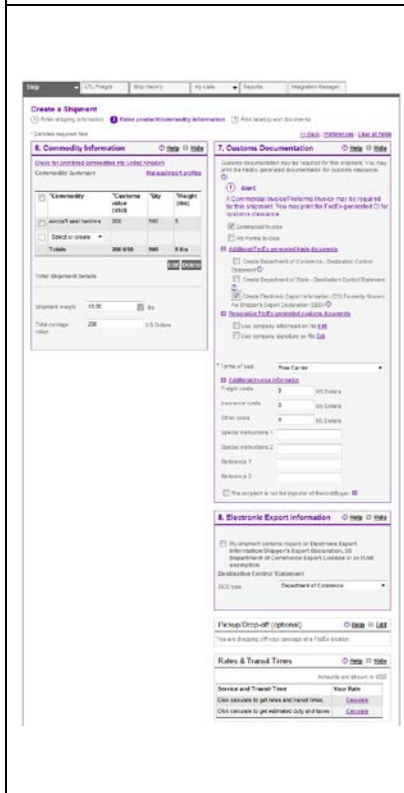
- Expand the **Additional FedEx generated trade documents**
 - o Select the **"Create Electronic Trade Information (EEI)..."**

Section 8 – Electronic Export Information

- Select **"My shipment options require an Electronic Export..."**
- Select **"FedEx is my EEI/SED Agent"**
- Follow the steps for FedEx Agent Filing

3 Print label(s) (not shown)

- Click on **Ship**, to print the label(s)
 - Follow the instructions on the screen
 - o Print required number of shipping labels
 - o Print required International documents with required number of copies
 - Include all required labels and documents with your shipment.
- Place the customs documents in a separate pouch from the shipping labels.



International Freight (Shipping to and from North America) Overview

<p>INTERNATIONAL HEAVYWEIGHT</p>	<p>KUEHNE+NAGEL</p> <ul style="list-style-type: none"> • Greater than 150 pounds, contact Kuehne + Nagel. • Can be tendered loose, palletized or oversized. • Refer to the Purchase Order for service level.
<p>OCEAN</p>	<p>KUEHNE+NAGEL</p> <ul style="list-style-type: none"> • Less-than-Container Load (LCL) or Full-Container Load (FCL), contact Kuehne + Nagel. • Refer to the Purchase Order for service level.
<p>BILLING REQUIREMENTS ALL CARRIERS</p>	<p>Specify which B/E Aerospace site is responsible for the transportation charges Indicate the following billing address on all transactions:</p> <p style="text-align: center;">B/E Aerospace, Inc., C/O CTSI 5100 Poplar Ave, Ste. 1750 Memphis, TN 37137 USA Tel: 901-766-1500</p>
<p>MANDATORY INFORMATION ALL CARRIERS</p>	<ul style="list-style-type: none"> • The GL# must appear in the Reference field. Contact B/E Aerospace buyer if the GL# is not identified on the Purchase Order. • The PO# or SO# must appear in the Purchase Order# field.
<p>ADVANCE SHIPMENT NOTIFICATION</p>	<p>Provide email to Buyer including:</p> <ul style="list-style-type: none"> • Carrier name and air waybill or tracking number • GL# • PO# or SO# • Ship date



International Paperwork Requirements

The Shipper is responsible for accurate and complete paperwork including:





1. Each packing list must contain the following information:
 - a. GL#
 - b. PO# or SO#
 - c. Part number
 - d. Quantity shipped
 - e. Description
 - f. Case markings, if used

2. Each Commercial Invoice (CI) must contain the following information:
 - a. Must be printed clearly in English
 - b. Must contain:
 - i. Authorized Company representative's printed name, signature, and title.
 - ii. Part number
 - iii. GL#
 - iv. PO# / SO#
 - v. Description
 - vi. Quantity
 - vii. Unit value
 - viii. Type of currency
 - ix. Country of manufacture

3. Notify Party Requirements
 - c. Heavyweight Air Shipments
 - i. Shipping documentation must show "Notify Party" as:
["BEUSA.brokerage@kuehne-nagel.com"](mailto:BEUSA.brokerage@kuehne-nagel.com)



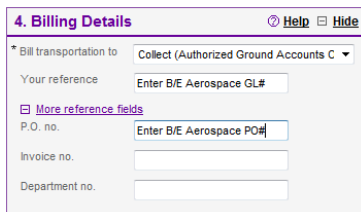
Contact Information

	<p>Steve Francke Corporate Transportation Manager Corporate Sourcing and Supply Chain Winston-Salem, NC 27105</p>	<p>www.beaerospace.com/supplieraccess betransportation@beaerospace.com 1.336.767.2000</p>
	<p>FedEx Vendor Activation Desk When contacting the FedEx Activation Desk, please identify that you are a B/E Aerospace vendor to receive proper support.</p> <p>U.S. Customer Service</p> <p>International Customer Service</p> <p>Regulatory Consulting U.S. export documentation & customs requirements</p> <p>Customer Technical Support</p> <p>Dangerous Goods / Hazardous Materials</p>	<p>1.866.883.9290 Monday - Friday 8 a.m. to 5 p.m. CST Accessible from U.S. and Canada</p> <p>1.800.GoFedEx (1.800.463.3339) www.fedex.com/us</p> <p>1.800.247.4747</p> <p>1.800.851.3336</p> <p>1.877.339.2774</p> <p>1.901.434.3200 (Hotline) or 1.800.463.3339 (say "dangerous goods")</p>
	<p>Freight Customer Service</p>	<p>1.866.393.4585 http://www.fedex.com/us/freight/ Accessible from U.S. and Canada</p>
	<p>Neil Gordon Key Acct Mgr/Aviation Logistics neil.gordon@kuehne-nagel.com</p> <p>Kathleen (KC) Cesarz Regional Aerospace Sales Mgr. SE kathleen.cesarz@kuehne-nagel.com</p>	<p>1.704.359.5087</p> <p>1.704.499.5103 www.kn-portal.com</p>
	<p>Chris Ziade Domestic Manager Chrisz.mia@transgroup.com</p>	<p>1.786.331.8503 www.transgroup.com</p>

FedEx Ground Collect® Frequently Asked Questions

Q. What do I need to ship via FedEx Ground COLLECT?

A. There are no special requirements when shipping FedEx Ground COLLECT. All you need is your FedEx shipping account number and shipping technology, such as FedEx Ship Manager® at fedex.com. Your shipper account number is required for pickup and routing purposes, but will not be billed for regular transportation charges. You do not need your customer's account number as long as COLLECT is selected as the billing option. The recipient's location will be billed from the bar code on the shipping label.



Collect should appear as a billing option once Ground is selected as the service. If you do not see "Collect" in the drop down, call FedEx Technical Support at 1.877.339.2774.

Q. What if I don't have a FedEx Shipper account number, how do I get one?

A. If you do not currently have a FedEx account number, contact FedEx Customer Service at 1.800.Go.FedEx (1.800.463.3339) or go to fedex.com.

Q. If my customer's account number is not required, how is billing a FedEx Ground COLLECT shipment handled?

A. FedEx Ground COLLECT receiving locations have a FedEx Ground placard with their account information embedded into the barcode label. When the FedEx Ground driver delivers the COLLECT shipment to your customer, the driver scans the placard to obtain the billing information.

Q. Can I send a FedEx Ground COLLECT package to any recipient?

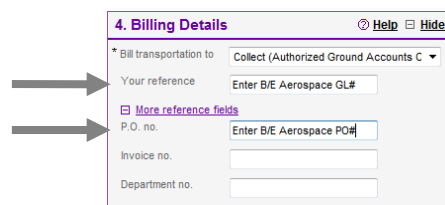
A. No. The recipient must be set up with a FedEx Ground Collect Placard and have requested FedEx Ground COLLECT service. The recipient may refuse or bill back the shipment if the shipper was not instructed to ship COLLECT to them, or the recipient is not set up as a FedEx Ground COLLECT recipient.

Q. Do I need a FedEx Ground COLLECT sticker for my package?

A. No. All you need is a shipping label generated with an automated shipping system.

Q. My customer has requested I provide information in the "reference line." How do I do that?

A. The FedEx Ground COLLECT shipping label must be created using an automated shipping platform such as FedEx Ship Manager at fedex.com, FedEx Ship Manager Hardware or software, or your own automated shipping platform. Reference information is entered in the Billing section.



Q. Can I monitor a FedEx Ground COLLECT shipment via FedEx InSight®?

A. Yes. FedEx InSight enables the shipper to monitor the near real-time status of FedEx Ground COLLECT shipments and automatically notifies you and others of events that affect your shipments.

Q. How does the pickup fee work?

A. The pickup fee is considered a FedEx Ground assessorial fee and is the responsibility of the shipper. There are two types of pickup fees:

- On-Call Pickup fee applies when you request a FedEx Ground pickup.
- Weekly Pickup fee is billed to the account number associated with the regular scheduled pickup and is determined using that account number's previously invoiced combined weekly FedEx Express®, FedEx Ground and FedEx SmartPost® charges. Account numbers assessed the weekly pickup fee do not pay on-call pickup charges.

Pickup Service	Description	FedEx Ground Pickup
On-Call Pickup*	Future Day - Requested via electronic shipping solutions	\$3.00 per package
	Future Day - Requested via FedEx Customer Service (1.800.GoFedEx 1.800.463.3339)	\$4.00 per package
Weekly Pickup Fee/Service Charge	Previously invoiced total weekly FedEx Ground, FedEx Express and FedEx SmartPost shipping charges of \$75 or more	\$11.30 per week
	Previously invoiced total weekly FedEx Ground, FedEx Express and FedEx SmartPost shipping charges of less than \$75	\$22.60 per week

A complete listing of all assessorial fees can be found at fedex.com.

Eliminate Pickup Fees by dropping your packages off at a staffed FedEx facility, including most FedEx Office locations. To find the nearest drop off location, go to fedex.com or call 1.800.GoFedEx (1.800.463.3339).

Q. I don't need a regular scheduled FedEx Ground pickup. How do I arrange for a pickup as needed?

A. FedEx Ground pickups can be scheduled for the next business day, or same-day in select markets. Simply go to fedex.com or call 1.800.GoFedEx (1.800.463.3339).

Q. I ship via FedEx Ground regularly and would like to have a regular pickup. How do I schedule one?

A. If you have regular FedEx Ground shipments, you may qualify for a daily pickup. Your FedEx account executive can assist you in setting up a regular scheduled pickup. Or you can call 1.800.GoFedEx (1.800.463.3339).

FedEx Freight® Frequently Asked Questions

Q. Do I need a FedEx Bill of Lading when shipping FedEx Freight?

A. FedEx Freight accepts all forms of Bills of Lading (BOL).

Q. FedEx Freight offers two levels of service: FedEx Freight® Priority and FedEx Freight® Economy. How will the driver know which service my shipment requires?

A. The Shipper **must** indicate the desired service on the BOL. If the FedEx Freight driver cannot determine the FedEx Freight service on the BOL, the shipment will default to FedEx Freight Priority.

Be sure your shipment meets B/E Aerospace service requirements. There are three ways to note the FedEx Freight service level on the BOL.

- 1) If using a FedEx Freight BOL, simply check the service type. This is a reusable form available at **fedex.com** and does not require a Logon to access.

- 2) If using another BOL form, you must indicate the following on the BOL. Indicate the desired service in the SHIPMENT DESCRIPTION field or in the SPECIAL INSTRUCTIONS section.

- FedEx Freight Priority or PRIORITY will be accepted.
- FedEx Freight Economy or ECONOMY will be accepted.

- 3) Reusable BOL forms are available at fedex.com with no logon ID required.

Q. How do I access the reusable BOL forms?

A.

- 1) Go to www.fedex.com
- 2) Next move your cursor over the "Ship" tab at the top of the page.
- 3) In the drop down move your cursor to the Freight section and select "Go to Shipping Desk."
- 4) Click on "Forms Required for Shipping."
- 5) Choose the BOL form by clicking on the PDF button.

Forms Required for Shipping from the US		PDF
U.S. to U.S.	• Uniform Straight Bill of Lading	PDF
	• VICS Retail Bill of Lading	PDF
	• Uniform Straight Bill of Lading Instructions	PDF
U.S. to Canada	• Uniform Straight Bill of Lading	PDF
	• Uniform Straight Bill of Lading Instructions	PDF
	• Canada Quick Pass (Combine Bill of Lading/Commercial Invoice)	PDF
	• Canada Quick Pass Preparation Guide	PDF
	• Commercial Invoice (invoices less than \$1,600 CAD)	PDF
	• Canada Customs Invoice (invoices equal to or greater than \$1,600 CAD)	PDF
	• Canada Customs Invoice Instructions	PDF
	• Next-Day Service Request (FedEx Freight)	PDF
	• (Recommended) NAFTA Certificate of Origin (if goods are "wholly obtained or produced entirely" in the US, Mexico, or Canada)	PDF
	• Use AESDirect to file your Shipper's Export Declaration (SED) to the Automated Export System (AES)	
U.S. to Mexico	• Mexico Bill of Lading	PDF
	• Mexico Bill of Lading Instructions English/Spanish	PDF
	• Commercial Invoice	PDF

Bill of Lading Requirements

The following information will ensure your Bill of Lading (BOL) meets B/E Aerospace's requirements:

FORM	BOL form must meet the requirements set forth by the Department of Motor Transportation.
SHIP DATE	Shipment date must be valid and less than 365 days old.
PRO #	PRO # must be unique.
SERVICE	Service level MUST appear on the BOL or it will default to FedEx Freight Priority. Refer to the PO or buyer for correct service level.
SHIPPER & CONSIGNEE	Complete and accurate information required.
MANDATORY REFERENCE	GL# and either PO# or SO# must appear on the BOL.
BILLING	<p>Shipments sent to a B/E Aerospace <u>address</u> – mark Bill Consignee or Collect.</p> <p>Shipments to a non-B/E Aerospace address are billed to a Third Party.</p> <p>To ensure proper billing, all BOL's should include the Third Party billing address: B/E Aerospace, Inc. C/O CTSI Suite 1750 5100 Poplar Ave. Memphis, TN 38137</p>
DESCRIPTION	<p>Complete description including:</p> <ul style="list-style-type: none"> • Weight & unit of measure should be as accurate as possible. • NMFC # & Class – It is the Shipper's responsibility to provide the correct NMFC# & Class.
SIGNATURE	Shipper Signature and Date are required.
OTHER	Do not reuse a BOL.

NATIONAL MOTOR FREIGHT CLASSIFICATION 100-Z
RULES

(To be printed on white paper)
UNIFORM STRAIGHT BILL OF LADING

ORIGINAL—NOT NEGOTIABLE

Carrier's Pro No. **88672465**
 Shipper's Bill of Lading No. **123456**
 Consignee's Reference/P.O. No. **11111111**
 Carrier's Code (SCAC) **FXFE**

Name of Carrier **FEDEx FREIGHT**

RECEIVED, subject to individually determined rates or contracts that have been agreed upon in writing between the carrier and shipper, if applicable, otherwise to the rates, classifications and rules that have been established by the carrier and are available to the shipper, on request.

From **SUPPLIER COMPANY NAME** Date **2.1.13**
 Street **12 SUPPLIER ST** City **SUPPLIER CITY** County **US** State **GA** Zip **30901**

Consigned to **B/E AEROSPACE**
On Collect or Delivery shipments, the rates 100-Z must appear before consignee name.

Destination Street **10600 PFLUMM RD**
 City **LENEXA** County **US** State **KS** Zip **66216**

Delivering Carrier **FEDEx FREIGHT** Trailer No. _____
 Additional Shipment Information **ECONOMY SERVICE**

Collect on Delivery \$ _____ and remit to _____ C.O.D. charge to be paid by Shipper
 Street _____ City _____ State _____ Consignee

Handling Units	Package No. Type	Kind of Package, Description of Article, Special Marks and Exceptions (Subject to conditions)	Weight (Subject to Conditions)	Class or Rate Ref. (For Info. Only)	Cube (Optional)
1	PLT	MACHINE PARTS	300	144130	77

NOTE (1) Where the rate is dependent on value, shippers are required to state specifically in writing the agreed or declared value of the property as follows:
 "The agreed or declared value of the property is specifically stated by the shipper to be not exceeding _____ per _____"

NOTE (2) Liability Limitation for loss or damage on this shipment may be applicable. See 49 U.S.C. § 14706(i)(1)(A) and (B).

NOTE (3) Commodities requiring special or additional care or attention in handling or stowing must be so marked and packaged as to ensure safe transportation with ordinary care. See Sec. 204 of NMFC Item 360.

Notify if problem en route or at delivery Name _____ Pro No. _____ (for informational purposes only)

Send freight bill to: **B/E AERO C/O CTSI** **MEMPHIS** **6100 POPLAR AV** **TN** **38137**
 Shipper _____ Company Name _____ City _____ Street _____ State _____ Zip _____

Shipper _____ Carrier _____ Date _____

Shipper Certification: This is to certify that the above merchandise is as shown, described, packaged, marked and weighed, and is a proper article for transportation according to the applicable regulations of the DOT. Date **2/1/13** By **JOHN DOE**

Carrier Certification: Carrier acknowledges receipt of package and inspects contents. Carrier certifies emergency response information has been made available and/or carrier has the DOT emergency response information at required quantity to the vehicle. Package No. _____



Bill of Lading Requirements